

# AGC Conference ARRA Program Overview

29 April 2010





# AGENDA

- ARRA Program Overview
- What is the Corps doing?
- Small Business outcomes
- Recipient Reporting
  - ▶ Interim FAR clause
  - ▶ Lessons learned
- Questions





# Vital Statistics of ARRA

- \$787 billion authorized February 2009
  - ▶ \$302 billion in direct government spending
  - ▶ \$288 billion in tax relief provisions
  - ▶ \$197 billion in other direct spending
- Over 61% is provided to states via grant programs
- Provides funding to agencies for existing programs





# ARRA

- Oversight
  - ▶ New Recovery Accountability and Transparency Board
  - ▶ [www.recovery.gov](http://www.recovery.gov) established to monitor spending
  - ▶ [www.federalreporting.gov](http://www.federalreporting.gov) for **quarterly reporting**
- Contractors can **use existing processes**
  - ▶ Federal Acquisition Regulation applies
  - ▶ Fixed-price contracting is emphasized
  - ▶ [www.FedBizOps.gov](http://www.FedBizOps.gov) for all contract opportunities
- Grants use applicable grant regulations





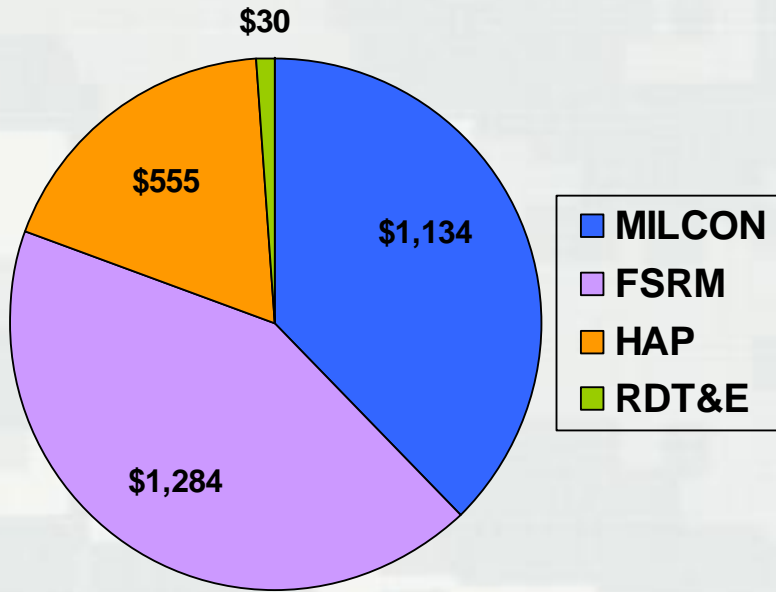
# Transparency and Accountability

- Industry
  - ▶ Price of participating in ARRA
- Federal agencies validate recipient reports for compliance, accuracy, and consistency with Federal award data
  - ▶ Significant Errors
  - ▶ Material Omissions
- Audits

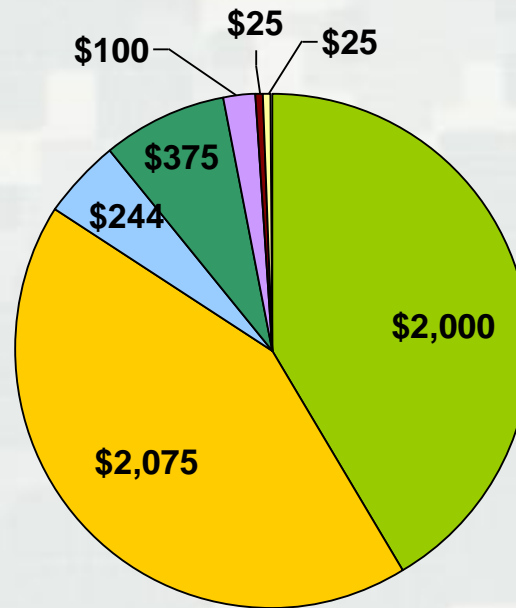




# USACE Recovery Act Program Planned Totals



**Military**  
**\$3,003M**



**Civil Works**  
**\$4,844M**

- Construction
- O&M
- IIS\*
- Miss. River & Tributaries
- FUSRAP
- Regulatory
- Investigations

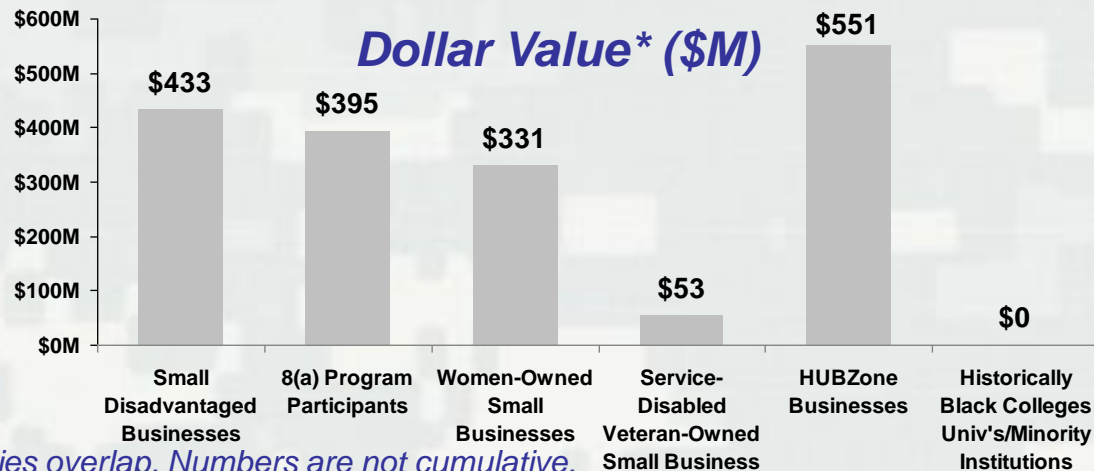
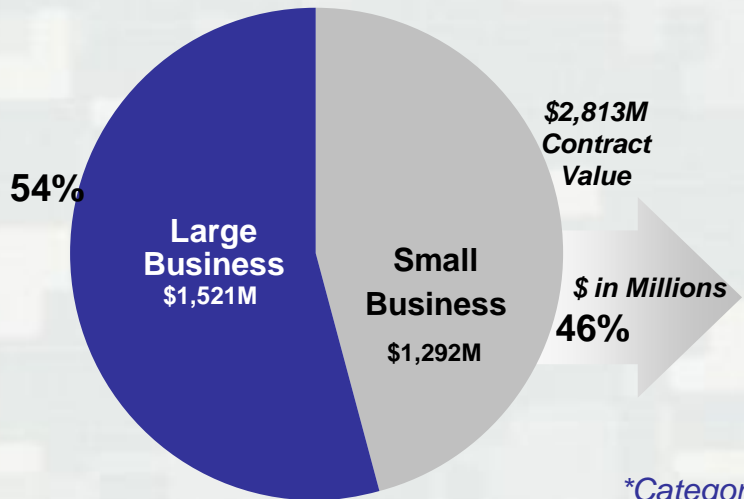
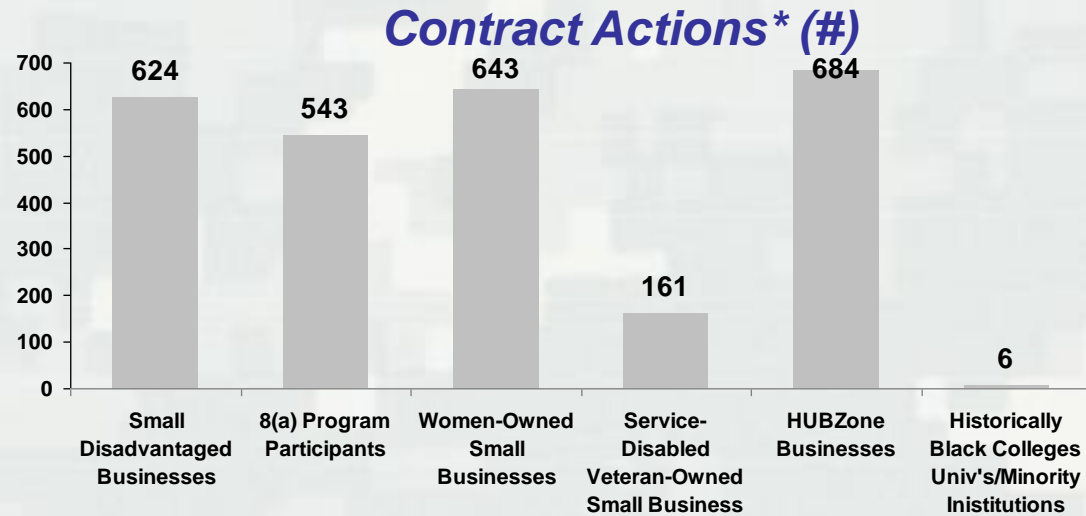
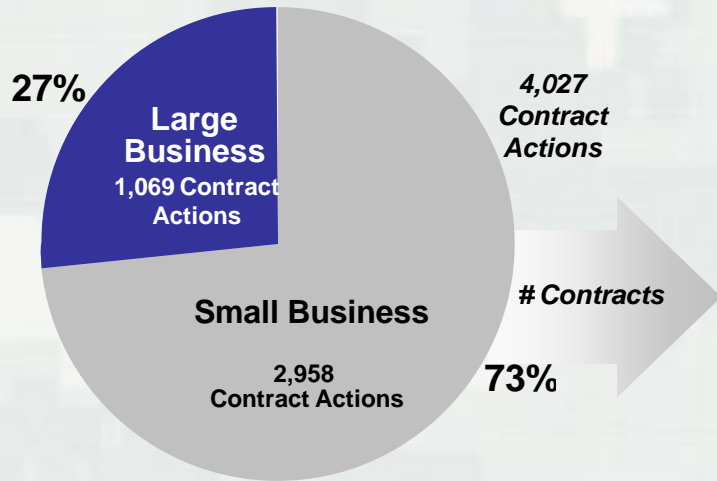
\*IIS has \$242M EPA Direct Fund Cite Programs not included within their total.

Information as of 16 April 2010





# Civil Works Recovery Act Contract Actions



\*Categories overlap. Numbers are not cumulative.

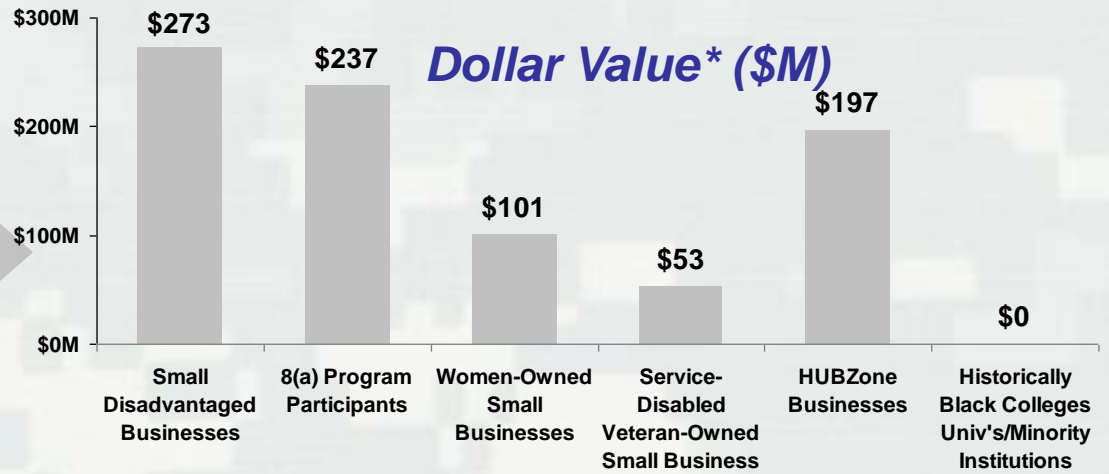
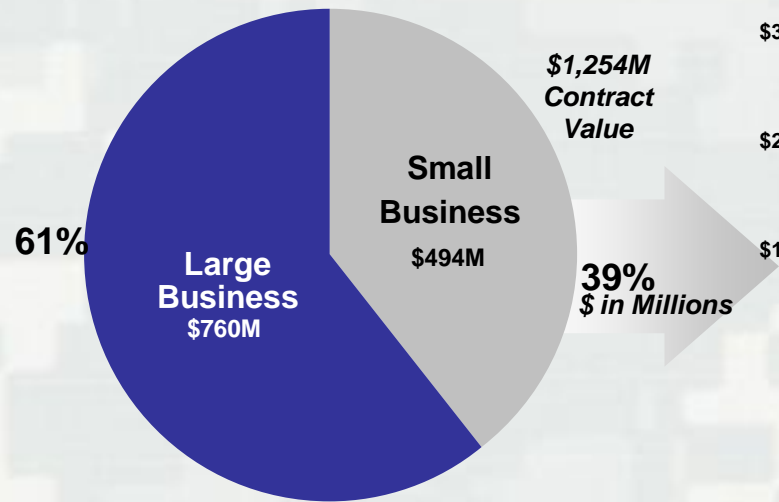
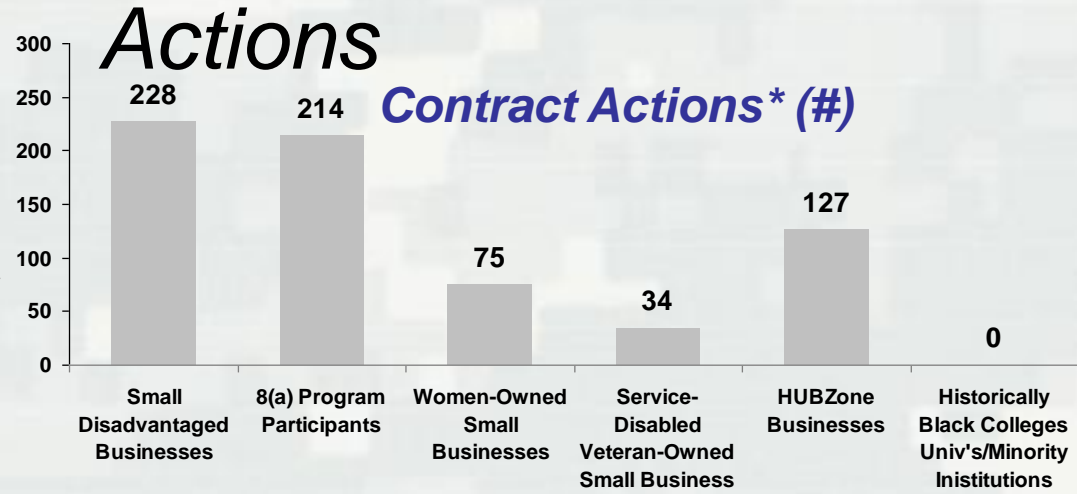
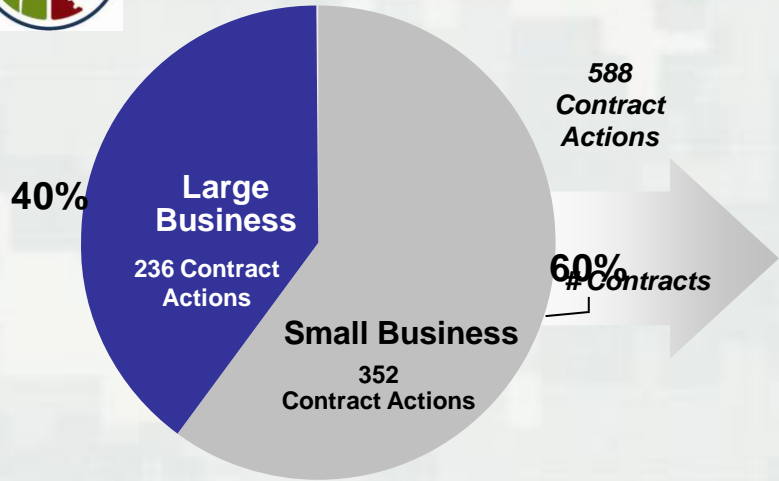
**Out of 4,027 Contract Actions, 73% (46% Dollar Value) are for Small Business**



**BUILDING STRONG®**



# Military Programs Recovery Act Contract



\*Categories overlap. Numbers are not cumulative.

**Out of 588 Contract Actions, 60% (39% Dollar Value) are for Small Business**



**BUILDING STRONG®**



# Interim FAR Clause 52.204-11(d)\*

- Government contract and order number
- Amount of Recovery Act funds invoiced
- List of all significant services performed or supplies delivered
- Assessment of the contractor's progress
- Narrative description of the employment impact
  - ▶ Types of jobs created and jobs retained
  - ▶ Estimate of the # of jobs created and jobs retained
- Names and total compensation of each of the five most highly compensated
- First-tier subcontractor information

*\* Partial Listing of FAR 52.204-11 (d)*





# Recipient Reporting – Lessons Learned

- Register **NOW**
- Report
  - ▶ Key Award information
  - ▶ Jobs
- Common sense information





# Registration

- Each recipient must have a **DUNS #**.
- Have a current **CCR**.
- Then immediately apply for an "**FRPIN**" for each DUNS number you will use to report on the [federalreporting.gov](http://federalreporting.gov).
  - ▶ The "FRPIN" will take a few days to acquire, and is required to submit a recipient's report.





# “Key Award Information”

To be supplied by the local Corps contracting office

- DUNS # (tied to the award #)
- Award #
- Order #
- Award Amount
- Award Date
- Program Source TAS
- Funding Agency Code
- Awarding Agency Code
- NAICS Code
- Recipient Congressional District
- Primary Place of Performance State
- Primary Place of Performance Country
- Primary Place of Performance Zip + 4
- Recipient Congressional District Place of Performance
- CFDA # (*Grants only*)

Work Description: **As part of** (*construction or maintenance*) **on X project, ..**





# Lessons Learned (cont)

## ■ **JOBS**

- ▶ As yourself “How many people are being paid with these ARRA funds?”
- ▶ How do you do this?
  - Sum up the total # of hours paid by ARRA **this quarter**
  - Divide by your Availability factor (usually 540 hrs)
  - Full Time Equivalent (FTE) (each reporting period until completed)
- Draft vs final report





# Common Sense Information

- Connect the dots
  - ▶ Total amount of award
  - ▶ Amount invoiced
  - ▶ Job status (not started, >50%, <50%, **completed**)
  - ▶ Final Report (**Y/N**)
  - ▶ # of Jobs (FTE)
  - ▶ Description of work to date
- Help the American Public better understand what is being accomplished with their tax dollars





# QUESTIONS

Peter Glycer  
USACE ARRA Coordinator  
202-761-0549  
[peter.c.glycer@usace.army.mil](mailto:peter.c.glycer@usace.army.mil)

